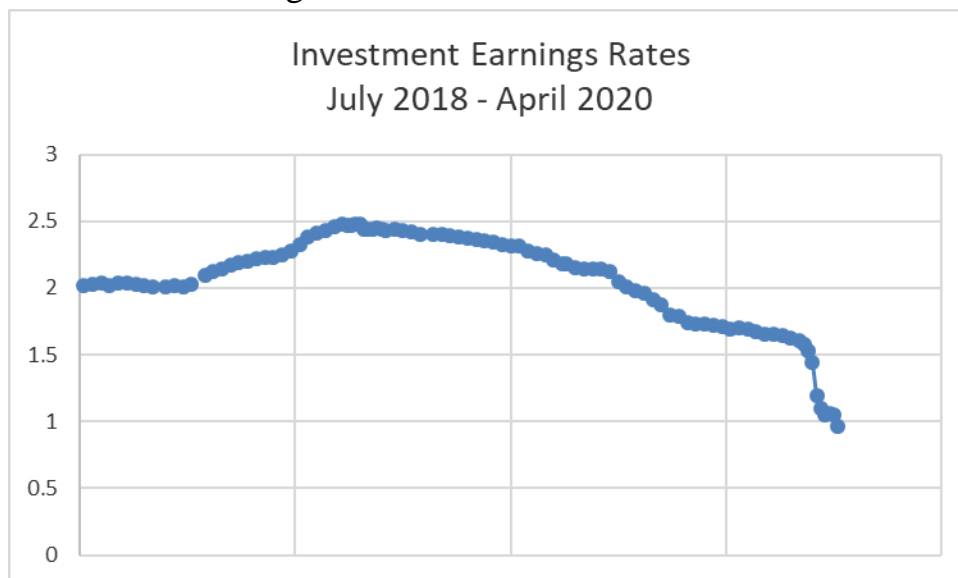


## 2019-2020 Budget Forecast – As of May 11, 2020

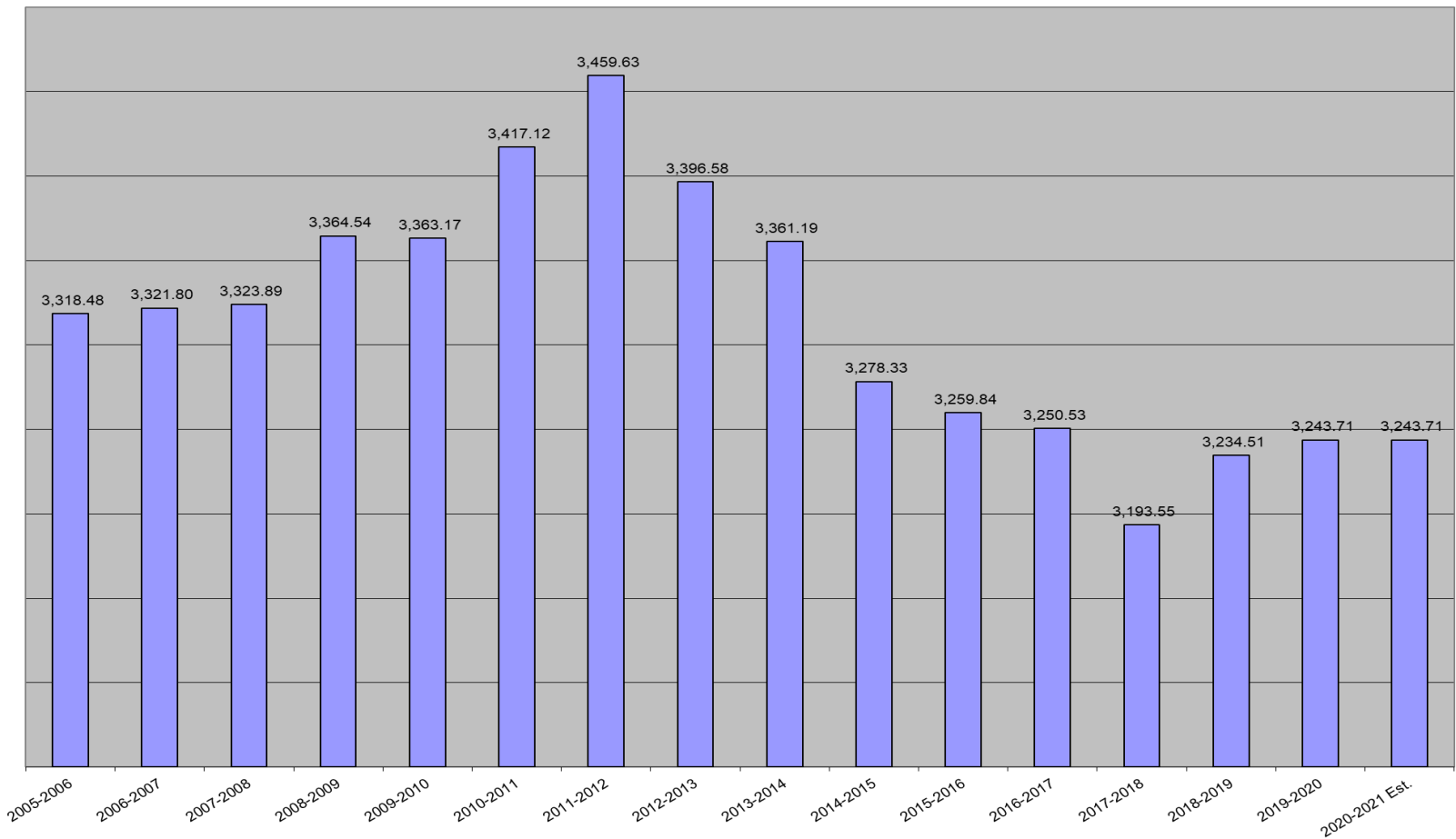
### Assumptions Used

- **Overall Budget Forecast Assumes return to normal district operations on July 1st**
- **Revenue**
  - 17.5028 Mills of Non-Homestead tax levy and 5.5028 Mills of Commercial Personal tax levy with no additional Mills of Headlee roll back and a 0% increase in property values
    - Total loss of funding (\$96,466) or \$31.68/pp
    - No additional loss of from 19/20 to 20/21
  - Decrease in Earning on Investments

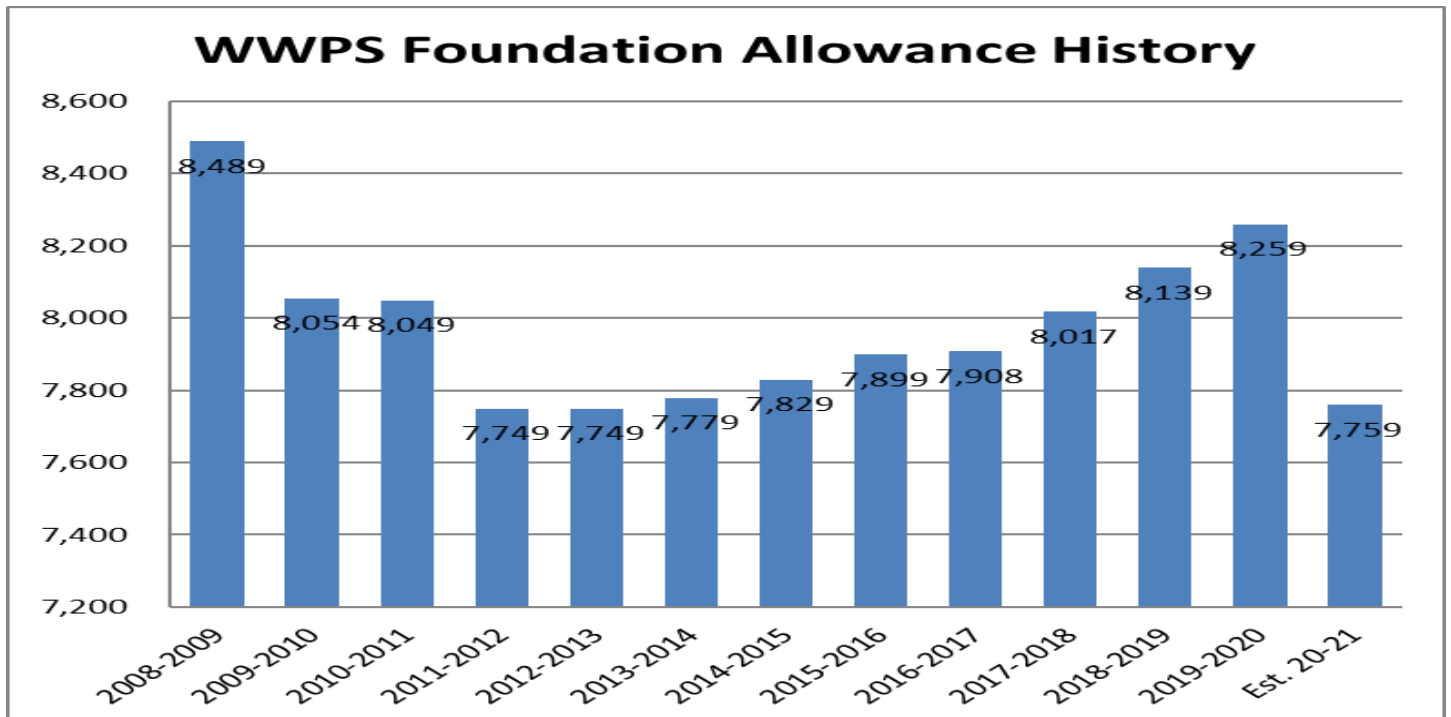


- Count funding formula based on 10% of previous February count and 90% of current fall count
- Enrollment change of 0.00 FTE Students from 19/20 Blended Count
  - Un-audited February 2020 Count = 3,218.87
  - Estimated October 2020 Count = 3,246.47

Warren Woods Enrollment History Summary



- Foundation of ~~\$8,258.89~~ **\$7,758.89** per pupil \$0/pp increase **(\$500)/pp decrease** from 19/20



- MPSERS Offset 147a(1) Funding Continues
- MPSERS Normal Offset 147a(2) maintained despite a normal rate increase of 0.71% of payroll to offset the assumed rate of return decreasing from 7.05% to 6.8%
- Increase in MPSERS UAAL 147c(1) Stabilization Payment to offset the increase in the rate from 12.41% to 14.51% of payroll
- Maintains Bilingual Education funding
- Maintains MDE Early Literacy Grant funding
- Maintains CTE Per Pupil Incentive Payments
- Maintains Sec. 51f Special Education Cost Reimbursement to first began in 19/20
- Maintains Sec. 31a At-Risk Funding at current level
- Maintains CTE Added Cost Funding at current level
- Maintains Sec. 107 Adult Ed Funding
- Maintains GSRP Pre-School Funding at current level
- All Federal Funding maintained at current levels
- Larger than normal Carry Over funds from 19/20 because grants weren't able to be fully expensed due to the shut down of in-person instruction in mid-March
- Maintains same level of Special Education Milleage from the MISD
- Includes new County-wide Enhancement Milleage funding
- Increase in IAM staffing reimbursement due to employing 2 staff members for an entire year

- **Expenses**

- Teaching Staff Changes
  - Salaries remain at 2019/2020 rates pending negotiations
  - Positions vacated during 19/20 and filled with a substitute for 20/21
  - Same number of positions as 19/20 budget
- Support Group salaries
  - Step movement and schedule changes based on collective bargaining agreements
- Administrator salaries built at 2019/2020 rates
- Dock Days restored
- Retirement rates based on 14.51% UAAL Rate and 28.21% “capped rate” for a total rate increase of 2.81%

- Health Insurance Cap Increases
  - 2.0% Increase in cap on July 1, 2020 for non-teachers
  - 3.3% Increase in the cap on January 1, 2021 for teachers
- ~~Estimated 2%~~ **No** increase in life insurance and LTD rates
- ~~Estimated 5%~~ **11.3%** increase in Dental and **No increase** Vision rates
- Minimum wage increases on January 1, 2021
- Estimated 2% increase in Property Casualty Insurance
- No Increase for vehicle and bus insurance
- Estimated 2% increase in natural gas rates
- Estimated 2% increase in electricity rates
- Textbooks Adoptions for 20/21 currently included
  - Elementary phonics resources - \$50,000
  - Elementary math adoption - \$300,000

# WARREN WOODS PUBLIC SCHOOLS

## GENERAL FUND OPERATIONS: FY2020-2021

### BUDGET FORECAST

Presented to Board of Education, May 11, 2020

Operating Mills Levied = Non-Homestead **17.5028** / Commercial Personal **5.5028**

	2018-19	2019-20	2020-21	INCREASE
REVENUES:	AUDITED	Amended Feb. 10, 2020	May 11th Forecast	(DECREASE)
LOCAL SOURCES	3,300,125	3,393,630	3,339,581	(54,049)
STATE SOURCES	28,129,744	28,776,556	27,663,224	(1,113,332)
FEDERAL SOURCES	1,503,204	1,672,783	1,631,372	(41,411)
OTHER TRANSACTIONS	<u>904,274</u>	<u>1,155,886</u>	<u>2,483,614</u>	<u>1,327,728</u>
<b>TOTAL REVENUES</b>	<b>33,837,347</b>	<b>34,998,855</b>	<b>35,117,791</b>	<b>118,936</b>

	2017-18	2019-20	2020-21	INCREASE
EXPENDITURES:	AUDITED	Amended Feb. 10, 2020	May 11th Forecast	(DECREASE)
<b>INSTRUCTION:</b>				
BASIC INSTRUCTION	15,672,148	16,518,634	17,301,930	783,296
ADDED NEEDS	3,812,786	4,672,196	4,891,274	219,078
ADULT & CONTINUING ED.	<u>276,781</u>	<u>340,353</u>	<u>322,299</u>	<u>(18,054)</u>
<b>TOTAL INSTRUCTION</b>	<b>19,761,715</b>	<b>21,531,183</b>	<b>22,515,503</b>	<b>984,320</b>
<b>SUPPORT SERVICES:</b>				
PUPIL SERVICES	2,748,870	2,826,689	2,969,427	142,738
INST. STAFF SERVICES	1,526,172	1,662,417	1,712,880	50,463
GENERAL ADMINISTRATION	454,982	541,964	529,389	(12,575)
SCHOOL ADMINISTRATION	2,086,834	2,124,441	2,187,628	63,187
BUSINESS SERVICES	610,282	645,693	653,879	8,186
OPERATIONS/MAINTENANCE	3,563,543	3,882,514	3,915,489	32,975
PUPIL TRANSPORTATION	591,396	675,317	697,845	22,528
CENTRAL SERVICES	908,080	1,121,590	1,177,992	56,402
ATHLETIC ACTIVITIES/OTHER SUPP	604,906	635,909	647,048	11,139
COMMUNITY SERVICES	508,513	502,331	480,541	(21,970)
<b>TOTAL SUPPORT</b>	<b><u>13,603,578</u></b>	<b><u>14,618,865</u></b>	<b><u>14,972,118</u></b>	<b><u>353,253</u></b>
<b>TOTAL EXPENDITURES</b>	<b>33,365,293</b>	<b>36,150,048</b>	<b>37,487,621</b>	<b>1,337,573</b>
Other Uses - Transfers Net	(198,771)	(139,873)	(143,680)	(3,807)

EQUITY IMPLICATIONS			
NET OPERATIONS	273,283	(1,291,066)	(2,513,510)
BEGINNING EQUITY	<u>8,776,694</u>	<u>9,049,977</u>	<u>7,758,911</u>
ENDING EQUITY	9,049,977	7,758,911	5,245,401