



# Chronic Absenteeism

Board of Education  
Presentation 9/11/2023



# Michigan Ranks 4th in Nation

*Chronic Absenteeism is different than truancy, but related to it. Some students may have higher absences than others, but not yet be deemed "truant."*



# Recent Article

Recently, the Detroit News ran an article discussing Michigan's rates

- In 2021-2022, 38.5% of Michigan's K-12 students missed more than 10% of school that year.
- Pre-pandemic numbers from 2018-2019 were approximately 19.7%.
- In 2021-2022, the nation's percentage of chronically absent was more than 25%.
- Pre-pandemic national numbers were approximately 15%.



# Just COVID?

The study concluded that absences worsened in every state with available data, but the analysis found growth in absenteeism did NOT correlate strongly with state COVID rates.

Myriad reasons:

- finances
- housing instability,
- illness,
- transportation issues,
- school staff shortages,
- anxiety, depression,
- bullying,
- feeling of unwelcome at school.

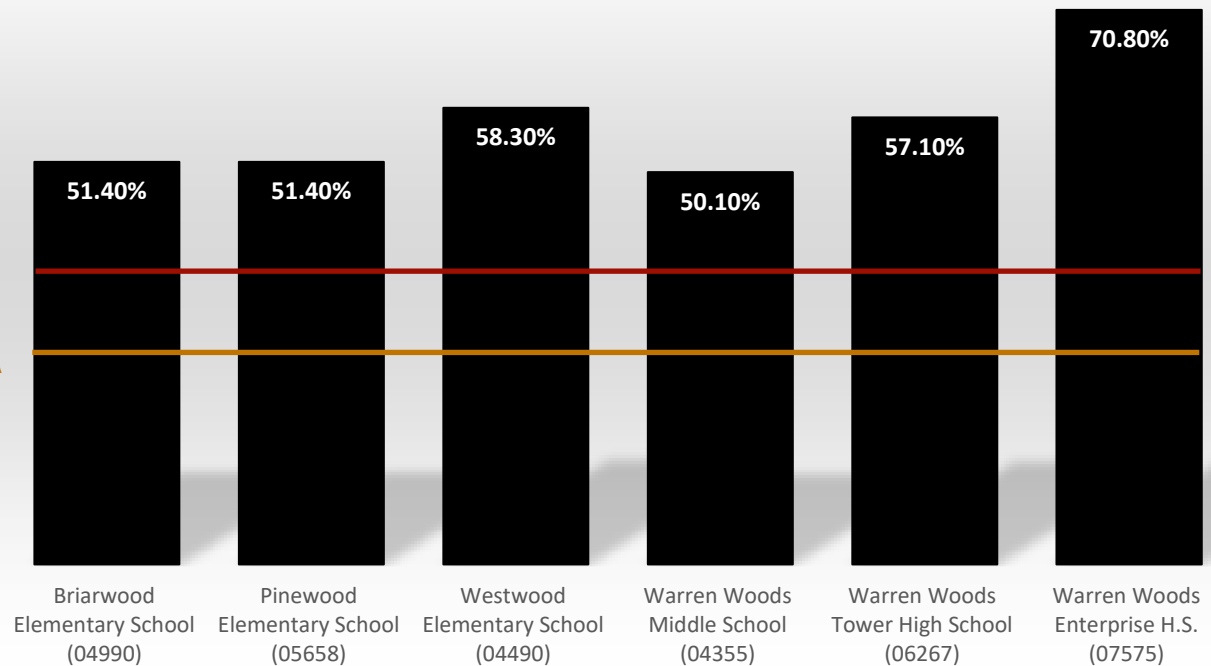


# Warren Woods 2021-2022

For the 2021-2022 school year, Warren Woods also saw rates of chronic absenteeism **HIGHER** than the state's elevated number.

2021-2022 % Chronically Absent

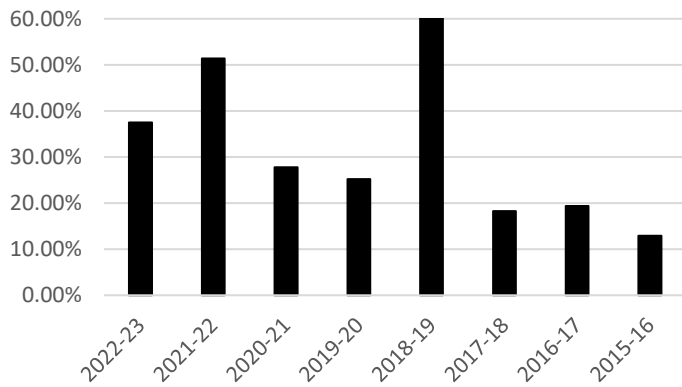
MI  
USA



# Warren Woods Public Schools Elementary Trend Data

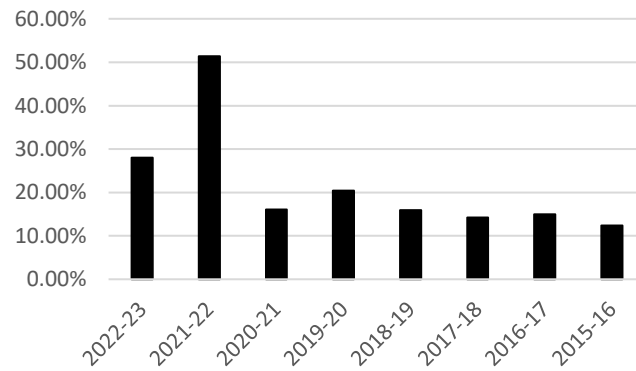
## Briarwood

Briarwood % Chronically Absent



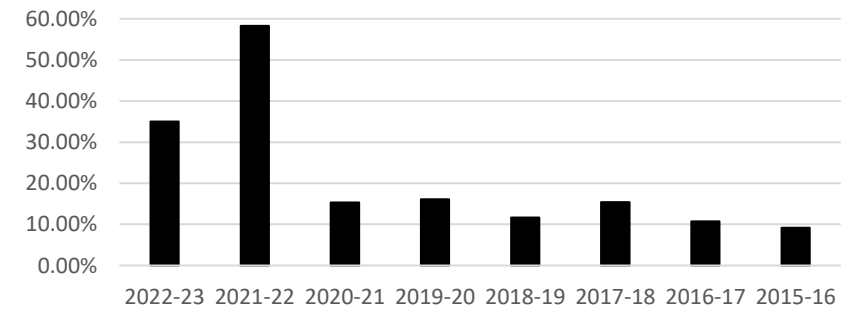
## Pinewood

Pinewood % Chronically Absent



## Westwood

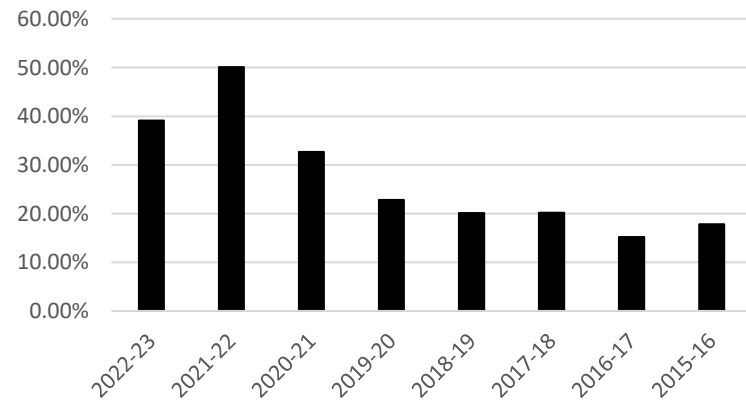
Westwood % Chronically Absent



# Warren Woods Public Schools Secondary School Trend Data

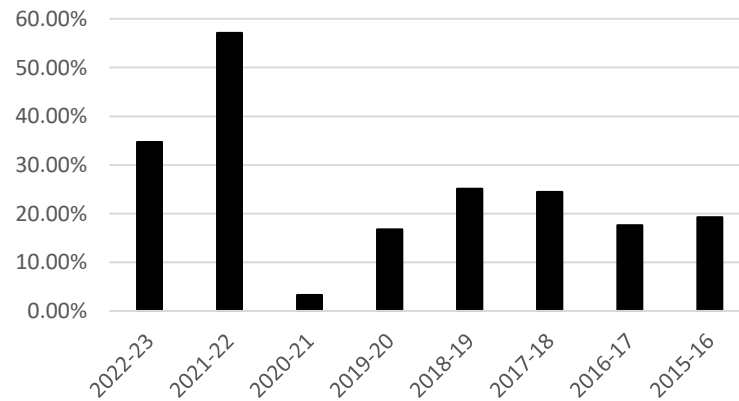
## Warren Woods Middle School

WWMS % Chronically Absent



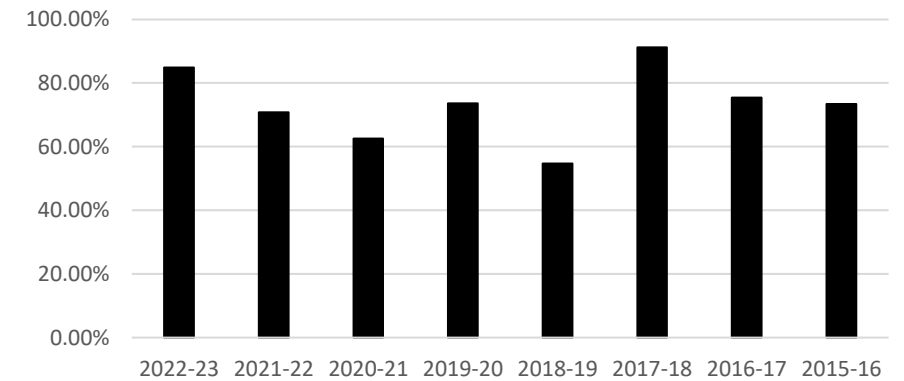
## Warren Woods Tower High School

WWT % Chronically Absent



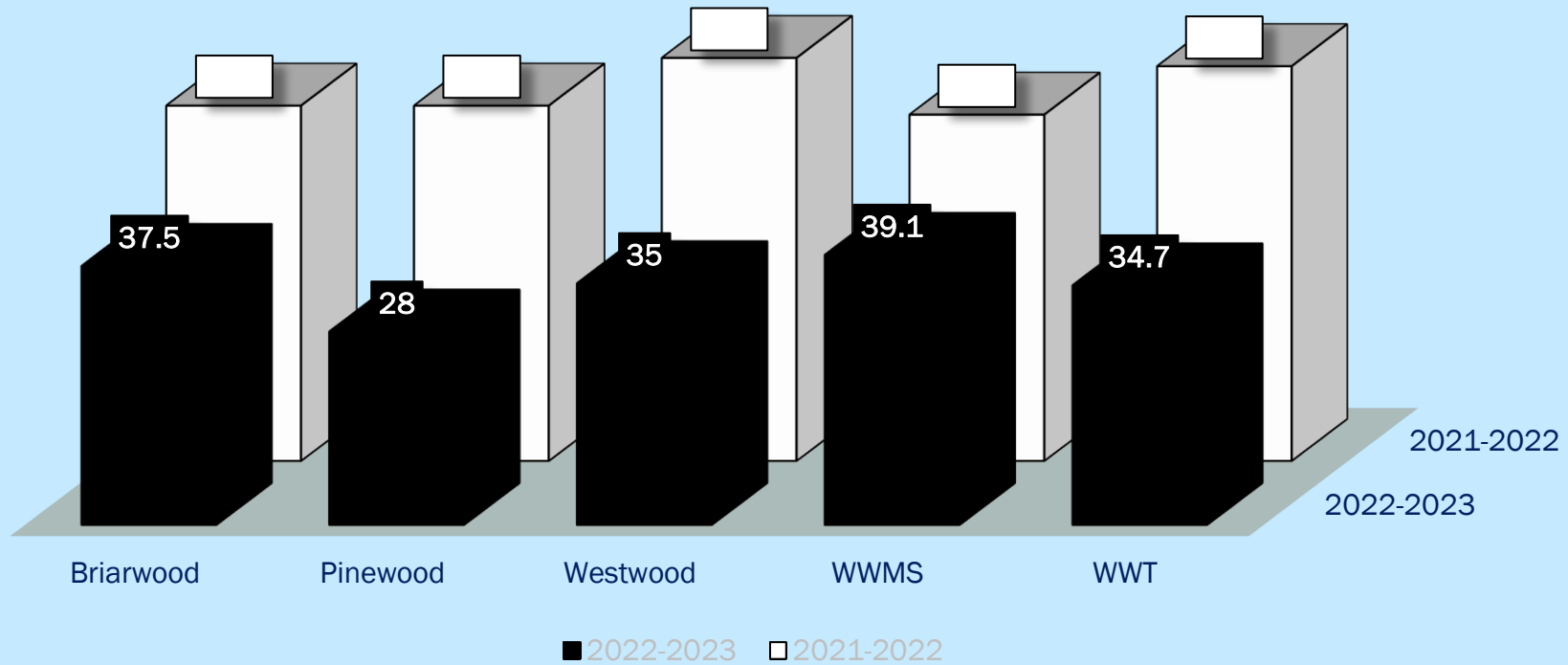
## Warren Woods Enterprise High School

EHS % Chronically Absent



# CHRONIC ABSENTEEISM

2021-2022 & 2022-2023




You can see that the absenteeism has decreased over the last year. We attribute some of that to the decrease in quarantine.



# What Next?

Obviously, we still have a long way to go in improving attendance rates.

- Focus on Student Engagement
- Parent/Student Awareness
  - Poster campaign
  - Postcards/Phone Calls
- Countywide Focus
- “Attendance Works” Opportunities
  - Self Assessment, Toolkits,
  - Engagement, Incentives, Partnerships





Thank You!

